

SHERLE WAGNER



Melon

The Melon Collection reinterprets a classic form. Inspired by the natural rhythm of fluted shapes, antique glassware, and vintage porcelain, it brings a sense of movement and light to any space. Refined yet inviting, Melon embodies the Sherle Wagner balance of tradition and innovation where craftsmanship meets a fresh, contemporary point of view.

Adorn the knob using one of Sherle Wagner's fifteen semi-precious stones or onyx.

Melon



MELON SMOOTH KNOB FAUCET SET
0910BSN-813-XX



MELON SMOOTH KNOB WALL MOUNT FAUCET
0910WBS-813-XX



MELON KNOB ONE HOLE BIDET FAUCET
0910BDT-1H-XX



BAMBOO HIGH FLOW THERMOSTATIC TRIM
TMO05PL-LOGO-XX



MELON KNOB VOLUME CONTROL AND DIVERTER TRIM
0910KB-ESC-XX



CLASSICAL HAND SHOWER WALL MOUNT
0836WLMT-XX



STANDARD RAIN CAN
0848SHHD-XX-XX



CLASSICAL SHOWER HEAD
0830SHHD-KN-XX



ADJUSTABLE BODY SPRAY
0838-S-KN-XX



CYLINDRICAL RAIN BAR
0845J-KN-XX



CLASSICAL SMOOTH WALL MOUNT TUB SPOUT
0813TUB-XX



MELON SMOOTH KNOB DECK MOUNT BATHTUB FAUCET WITH HAND SHOWER
0910DTS-813-XX



MELON SMOOTH KNOB DECK MOUNT BATHTUB FAUCET
0910DKT-813-XX



CLASSICAL SMOOTH DECK MOUNT TUB SPOUT
0813DKT-XX



MELON SMOOTH KNOB WALL MOUNT BATHTUB FAUCET
0910TUB-813-XX



MELON SMOOTH KNOB BAR FAUCET
0910BAR-813-XX


Available in multiple finishes, spout sizes, and pull/knob sizes.
Pulls and knobs can also be made in a back-to-back configuration for shower door use.

Visit a showroom, www.sherlewagner.com, call 212.758.3300 U.S., or email info@sherlewagner.com.

Melon



MELON CRYSTAL FLUTED TOWEL BAR
3688-XXFL-XX



MELON SHELF
3688S-XX-XX



MELON TOWEL RING
3429-XX



MELON DOUBLE HOOK
3431-XX



MELON PAPER HOLDER
3532-XX



MELON DOUBLE POST PAPER HOLDER
3532-DP-XX



BAMBOO MIRROR
4251M-XX-XX



MELON CABINET & DRAWER KNOB
0030-78-XX



SEMIPRECIOUS MELON CABINET & DRAWER KNOB
0020-2-XXXX-XX



MELON DOOR KNOB
0010DOR-XX



SEMIPRECIOUS MELON DOOR KNOB
0020DOR-XXXX-XX



MELON THUMB TURN
1027TT-XX



MELON RENAISSANCE FINIAL
1029-HFIN-XX



PAIR OF MELON KNOB SHUT OFF VALVES WITH EXTENDED P-TRAP
2951-EXT-0910-XX



LARGE GRECIAN PEDESTAL
0292PED-L-XXXX



BAMBOO CONSOLE
4209-XXXX

Available in multiple finishes, spout sizes, and pull/knob sizes.
Pulls and knobs can also be made in a back-to-back configuration for shower door use.

Visit a showroom, www.sherlewagner.com, call 212.758.3300 U.S., or email info@sherlewagner.com.

Materials & Finishes

Metal Finishes



Gold Plate GP



Burnish Gold BG



Antique Gold AG



Almond Gold AG



Rose Gold RG



Polished Brass PB



Satin Brass SB



Oil Rubbed Brass OB



Polished Chrome PC



Brushed Chrome BC



Polished Nickel PN



Brushed Nickel BN



English Silver ES



Butler Silver BS



High Polished Platinum HP



Antique Pewter AP



Raven Black RB



Black Eclipse BE




Satin Platinum SP



Burnished Platinum BP


Semiprecious



Rock Crystal RKCR



Rose Quartz RSQU



Amethyst AMET