

SHERLE WAGNER



Shell

The Shell Collection is inspired by the natural elegance and sculptural forms of seashells, a motif long celebrated in classical and decorative arts. Its delicate curves and flowing lines bring movement and texture to each piece, while maintaining refined proportion and balance.

Shell



SHELL KNOB FAUCET
0934BSN-XX



SHELL KNOB WALL MOUNT FAUCET
0934WBS-815-XX



SHELL KNOB FOUR HOLE BIDET FAUCET
0934BDT-4H-XX



RIBBON & REED HIGH FLOW THERMOSTATIC TRIM
TMO03AC-LOGO-XX



SHELL KNOB LEVER VOLUME CONTROL AND DIVERTER TRIM
0934KB-ESC-XX



CLASSICAL HAND SHOWER WALL MOUNT
0836WLMT-XX



EGG & DART RAIN DOME WITH NOZZLES
0835CS-N-XX



RIBBON & REED SHOWER HEAD
0816SHHD-XX



ADJUSTABLE BODY SPRAY
0838-S-RR-XX



HEXAGON RAIN BAR WITH ROSETTES
0834R-RR-XX



SHELL WALL MOUNT TUB SPOUT
0815TUB-XX



SHELL KNOB DECK MOUNT BATHTUB FAUCET WITH HAND SHOWER
0934DTS-821-XX



SHELL KNOB DECK MOUNT BATHTUB FAUCET
0934DKT-821-XX



CLASSICAL TEXTURED DECK MOUNT TUB SPOUT
0821DKT-XX



SHELL KNOB WALL MOUNT BATHTUB FAUCET
0934TUB-815-XX



SHELL KNOB BAR SET
0934BAR-821-XX

Available in multiple finishes, spout sizes, and pull/knob sizes.
Pulls and knobs can also be made in a back-to-back configuration for shower door use.

Visit a showroom, www.sherlewagner.com, call 212.758.3300 U.S., or email info@sherlewagner.com.

Shell



**RIBBON & REED CRYSTAL FLUTED
TOWEL BAR**
3686-XXFL-XX



RIBBON & REED SHELF
3686S-XX-XX



RIBBON & REED TOWEL RING
3430-XX



RIBBON & REED HOOK
3435-XX



**RIBBON & REED DOUBLE POST
PAPER HOLDER**
3536-DP-XX



REEDED WITH ROSETTE MIRROR
4256M-XX-XX



**SCALLOP SHELL WALLMOUNT
SOAP DISH**
3327-XX



SHELL SOAP DISH SMALL
3313-XX



SHELL DOOR KNOB
1082DOR-XX



**RENAISSANCE WITH EDWARDIAN
LEVER DOOR SET**



**RIBBON & REED FLUSH PULL WITH
PRIVACY**
0099-8-TT-XX



EDWARDIAN BAR PULL
0090-BRPL-XX



RIBBON & REED PAUMELLE HINGE
1037-114-RH-XX



RIBBON & REED DOOR BELL COVER
1088-XX



SHELL COUNTER PEDESTAL
0211PED-XXXX



SHELL PEDESTAL
0210PED-XXXX

*Available in multiple finishes, spout sizes, and pull/knob sizes.
Pulls and knobs can also be made in a back-to-back configuration for shower door use.*

Visit a showroom, www.sherlewagner.com, call 212.758.3300 U.S, or email info@sherlewagner.com.

Materials & Finishes

Metal Finishes



Gold Plate GP



Burnish Gold BG



Antique Gold AG



Almond Gold AG



Rose Gold RG



Polished Brass PB



Satin Brass SB



Oil Rubbed Brass OB



Polished Chrome PC



Brushed Chrome BC



Polished Nickel PN



Brushed Nickel BN



English Silver ES



Butler Silver BS



High Polished Platinum HP



Antique Pewter AP



Raven Black RB



Black Eclipse BE



Satin Platinum SP



Burnished Platinum BP

Onyx & Semiprecious



Brown Onyx BROX




Honey Onyx HNOX



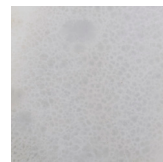
Green Onyx GROX




Pink Onyx PKOX




Black Onyx BKOX




White Onyx WHOX



Brown Tiger Eye BRTI




Blue Tiger Eye BLTI



Lapis Lazuli LAPI




Malachite MALA



Jasper JASP




Rhodochrosite RHOD



Rock Crystal RKCR



Rose Quartz RSQU



Amethyst AMET